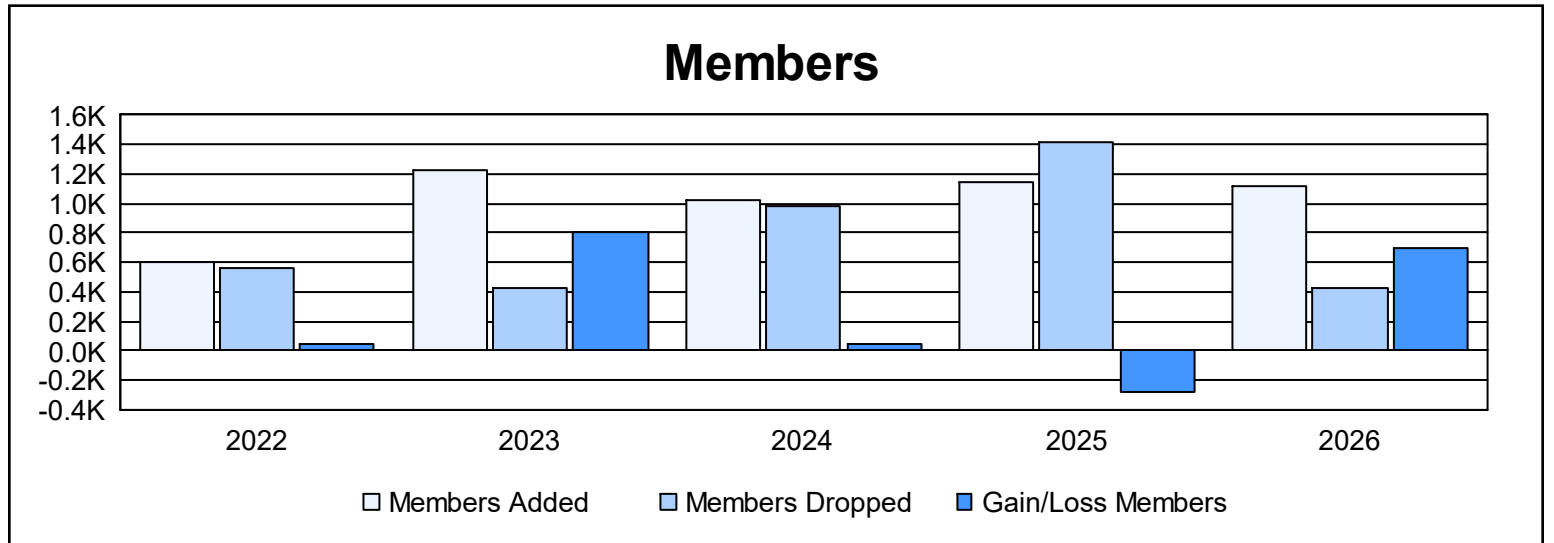
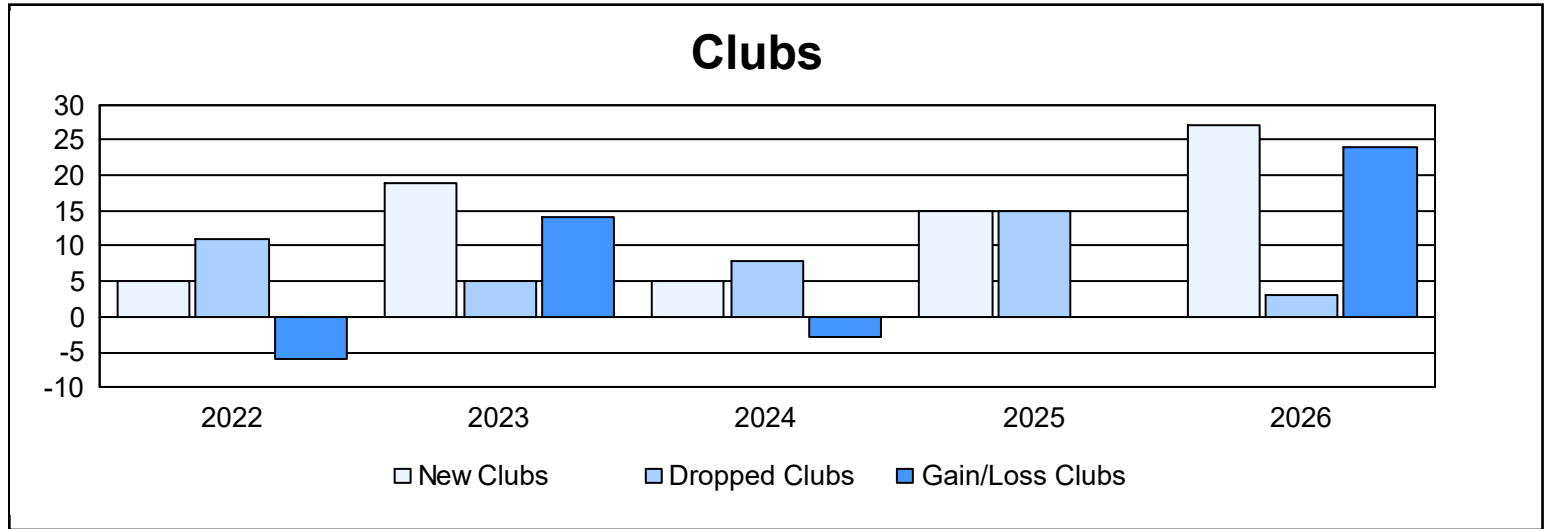
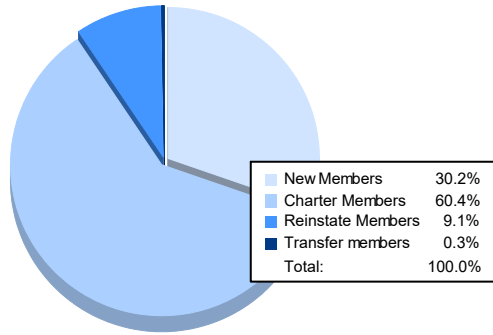


Year	New Clubs	Dropped Clubs	Gain/ Loss Clubs	New Members	Charter Members	Reinstate Members	Transfer Members	Total Member Added	Total Members Dropped	Gain/ Loss Members
2021-2022	5	11	-6	452	115	23	8	598	555	43
2022-2023	19	5	14	523	669	18	12	1,222	422	800
2023-2024	5	8	-3	707	190	96	33	1,026	981	45
2024-2025	15	15	0	526	378	193	42	1,139	1,415	-276
2025-2026	27	3	24	339	677	102	3	1,121	426	695
<b>Average</b>	<b>14</b>	<b>8</b>	<b>6</b>	<b>509</b>	<b>406</b>	<b>86</b>	<b>20</b>	<b>1,021</b>	<b>760</b>	<b>261</b>



### Membership Composition April 2026 Cumulative



### Gender Composition April 2026 Cumulative

